

Local Control Accountability Plan

2020-2023

Annual Board Update
March 4, 2020

LCAP - Stakeholders Meetings

- **ADCO** - December 11 and February 26
- **Ed Services** - January 14
- **SCC** - February 3 and March 2
- **DELAC** - February 4
- **PCC** - February 5
- **ALL Stakeholders** - February 11 at La Mesa
- **ALL Stakeholders** - February 18 at Rancho Pico
- **ICs** - February 20
- **DAC** - March 9

LCAP NEW 3-year Plan 2020-2023

- **Plan for State Funds AND Federal Funds**
 1. Base Funding = All Schools, All Students
 2. Supplemental Funds = Student Subgroups
EL, SED (LI), HL, SWD, FY, Race
- **California Dashboard Data**
 1. Overall District Indicators
 2. Significant Subgroups



[Home](#) [About](#) ▼ [State Summary](#) [Search](#) [More Information](#) [Select Language](#) ▼

DISTRICT PERFORMANCE OVERVIEW

William S. Hart Union High

Explore the performance of William S. Hart Union High under California's Accountability System.

[Generate PDF Report](#)

[View All Schools](#)

[View Additional Reports](#)

2019

Chronic Absenteeism



Orange

Suspension Rate



Green

English Learner Progress



No Performance Color

Graduation Rate



Green

College/Career



Green

English Language Arts



Green

Mathematics



Green

Basics: Teachers, Instructional Materials, Facilities

[STANDARD MET](#)

Implementation of Academic Standards

[STANDARD MET](#)

Parent and Family Engagement

[STANDARD MET](#)

Local Climate Survey

[STANDARD MET](#)

Access to a Broad Course of Study

[STANDARD MET](#)

California Dashboard

CHRONIC ABSENTEEISM


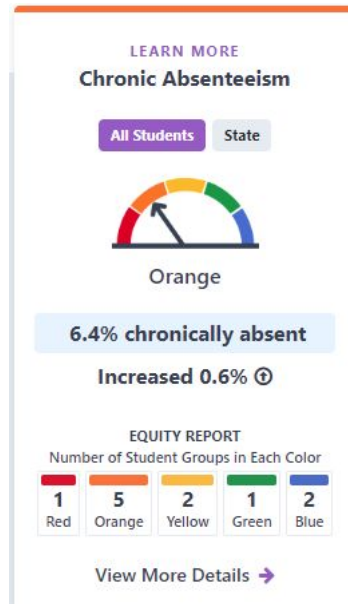
Orange overall



Absent more than 10% of total school days

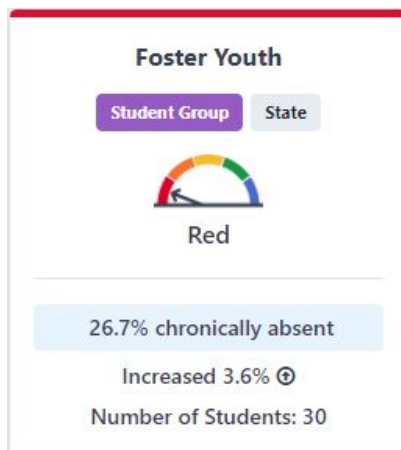
Red = Foster Youth

Orange = 5 different subgroups of students



California Dashboard - Chronic Absenteeism

Red



California Dashboard - Chronic Absenteeism

AA = 8.6%
EL = 8.8%
Hisp = 7.6%
HL = 16.5%
SED = 10.2%



California Dashboard

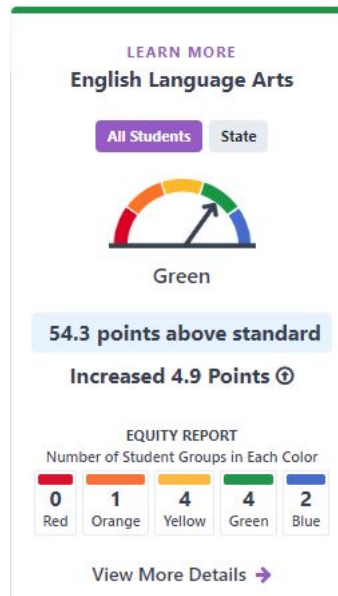
ENGLISH

Green Overall

CAASPP Scores

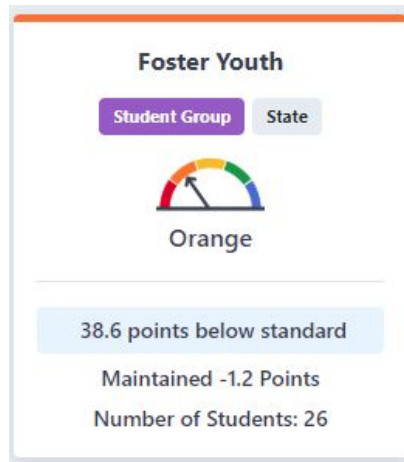
Goals =

- 1) To raise scores for individual student groups (SWD, EL, FY, HL, SED, Race)
- 2) To continually improve every year



California Dashboard - English Scores

**38.6 points
below standard**



Orange



California Dashboard

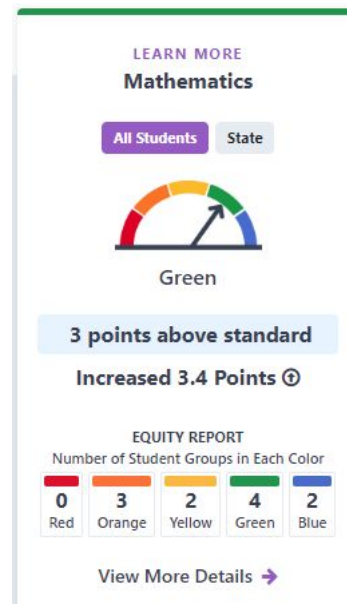
MATH

Green

CAASPP Scores

Goals =

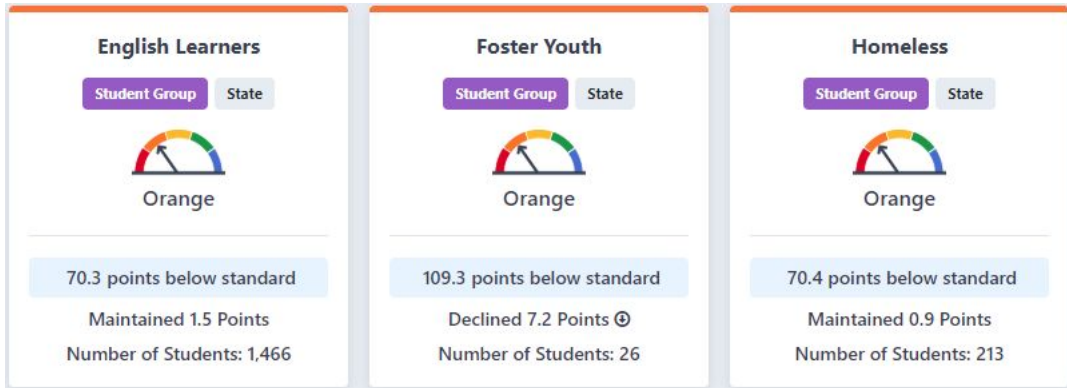
- 1) To raise scores for individual student groups (SWD, EL, FY, HL, SED, Race)
- 2) To continually improve every year



California Dashboard - Math Scores



ORANGE



Declined Slightly

Stakeholders Input



1. What are the **most important SUPPORTS, ACTIONS, & SERVICES** we can provide?
2. In what areas should Staff receive more **TRAINING** ?
3. How should we continue to support all areas of our **DISTRICT PRIORITIES** for **ALL** students?

Summarize & Prioritize

Most effective actions & services



Final Meetings



- **Board Meeting** - Final Update - May 6
- **Board Public Hearing** - June 10
- **Board Approval** - June 17