

Academy of the Canyons

Erum Velek, Principal
Board Report
November 18, 2020

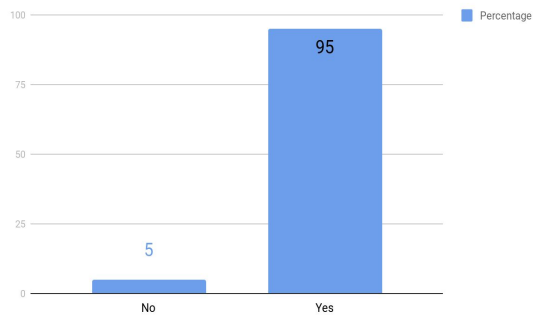


AOC's Demographics

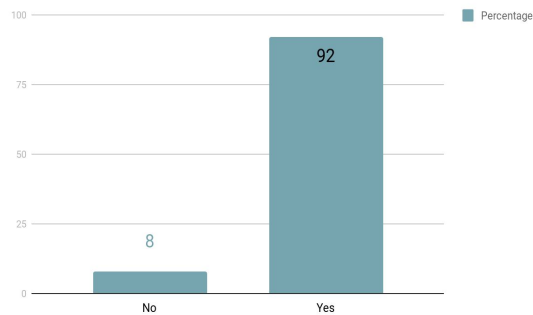
Ethnicity	# of Students	% of Population
Asian	162	39%
Black or African American	8	2%
Latinx	90	22%
Two or More Races	28	7%
White	126	30%
Total	414	100%

School Climate Data - Areas of Success

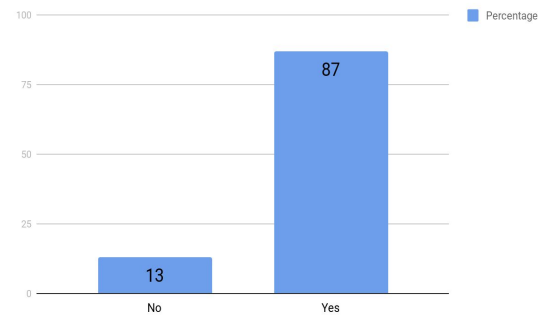
I feel welcome at this school.



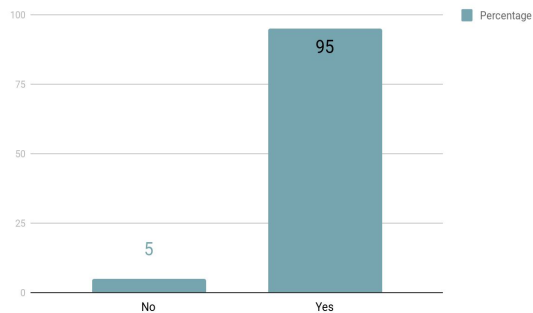
There is a teacher or other adult who cares about me.



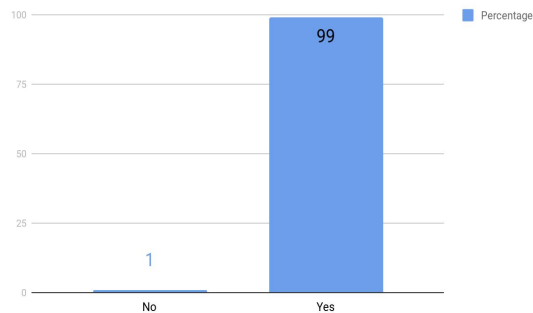
I am an active member of this school.



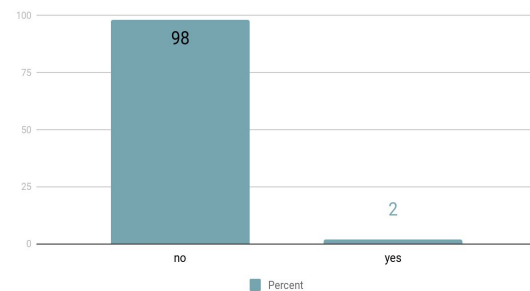
I feel physically safe at this school.



If a student reports bullying, the adult will do something to help.

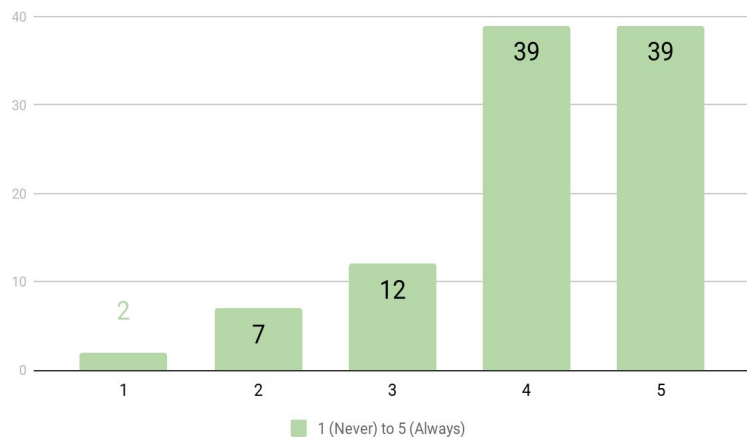


I have been disrespected by an adult b/c of my race, religion, or sexual orientation.

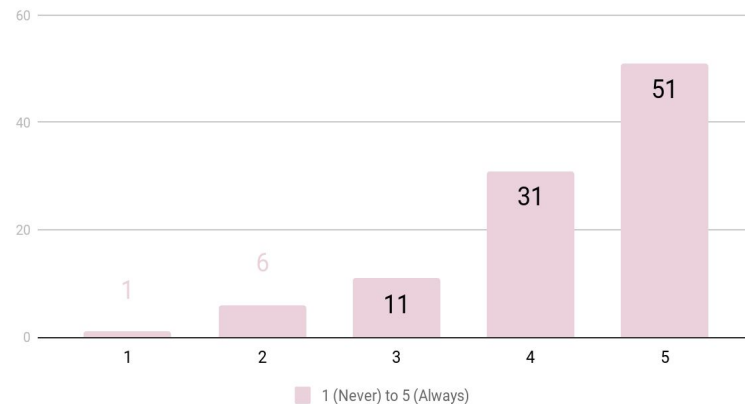


School Climate Data - Areas of Growth


This school encourages students to care about how others feel.



Staff try to stop students from making negative comments or using slurs about a student's race, religion, or sexual orientation.



School Climate Data - Areas of Immediate Concern

During the school year, did you ever experience thoughts of suicide?	18% of students responded yes.												
During the school year, did you ever attempt suicide?	3% of students responded yes.												
During the school year, how often have you felt depressed or anxious?	 <table><thead><tr><th>Frequency</th><th>Percentage</th></tr></thead><tbody><tr><td>1 (Never)</td><td>19%</td></tr><tr><td>2</td><td>22%</td></tr><tr><td>3</td><td>22%</td></tr><tr><td>4</td><td>26%</td></tr><tr><td>5 (Always)</td><td>15%</td></tr></tbody></table>	Frequency	Percentage	1 (Never)	19%	2	22%	3	22%	4	26%	5 (Always)	15%
Frequency	Percentage												
1 (Never)	19%												
2	22%												
3	22%												
4	26%												
5 (Always)	15%												

Equity and Diversity Collaborative

Foundations of Restorative Justice



Respect



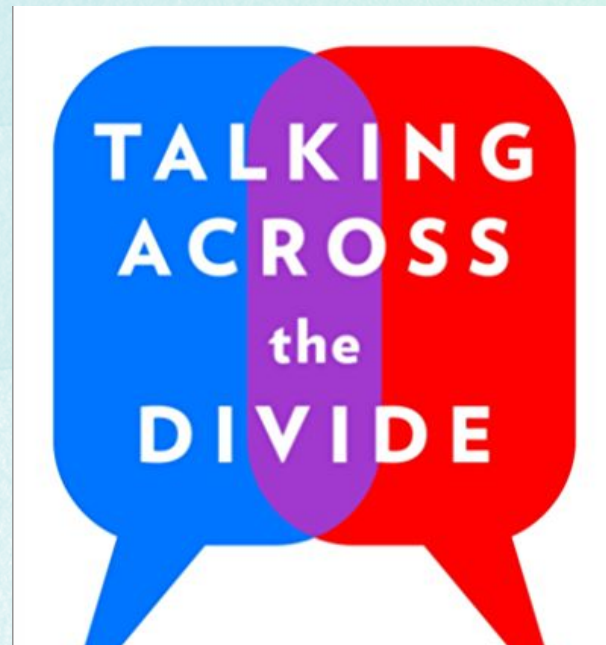
Accountability



Healing



Empathy



TRAINING



COACHING



TEACHING



KNOWLEDGE



DEVELOPMENT



LEARN



EXPERIENCE



SKILLS

RULER

@ Academy of the Canyons



Learning Post Academy

Erum Velek, Principal
Board Report
November 18, 2020



LPA's Demographics

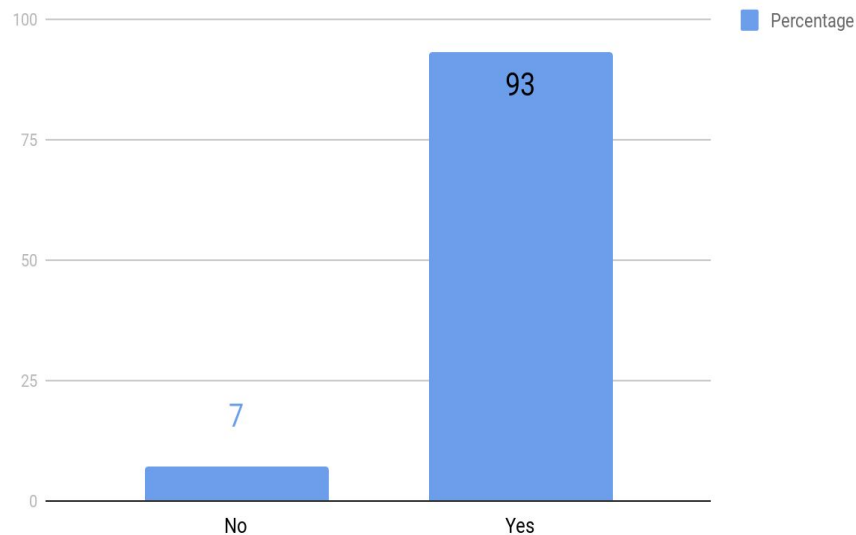
Ethnicity	# of students		% of Population	
	Jr. High	High School	Jr. High	High School
Asian	2	15	5%	7%
Black or African American	1	4	2%	2%
Latinx	15	54	36%	24%
Two or More Races	3	16	7%	7%
White	21	133	50%	60%
Total	42	222	100%	100%

LPA's Special Populations

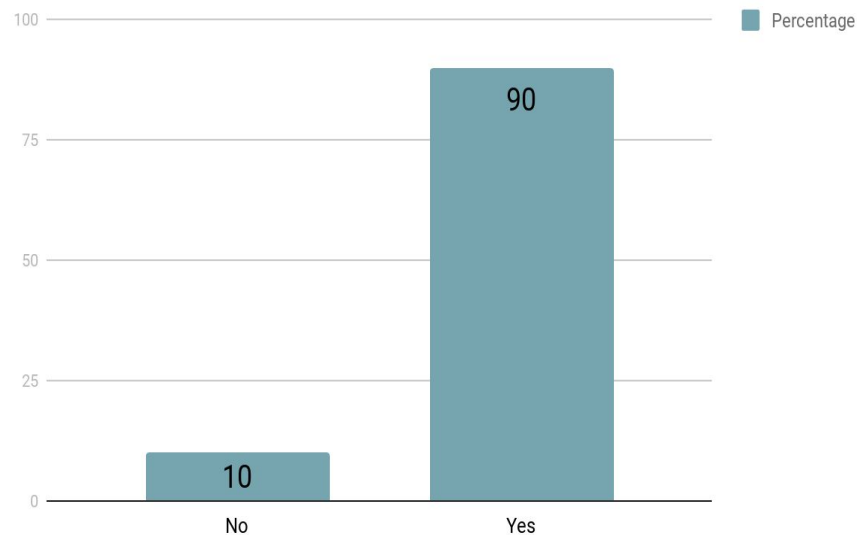
Ethnicity	# of students		% of Population
	Jr. High	High School	
All Students	42	222	
Students with 504 plans	19		7%
Students with IEP plans	25		10%
SSTs held (as of 11/10/20)	13		5%

School Climate Data - Areas of Success

I feel welcome at this school.

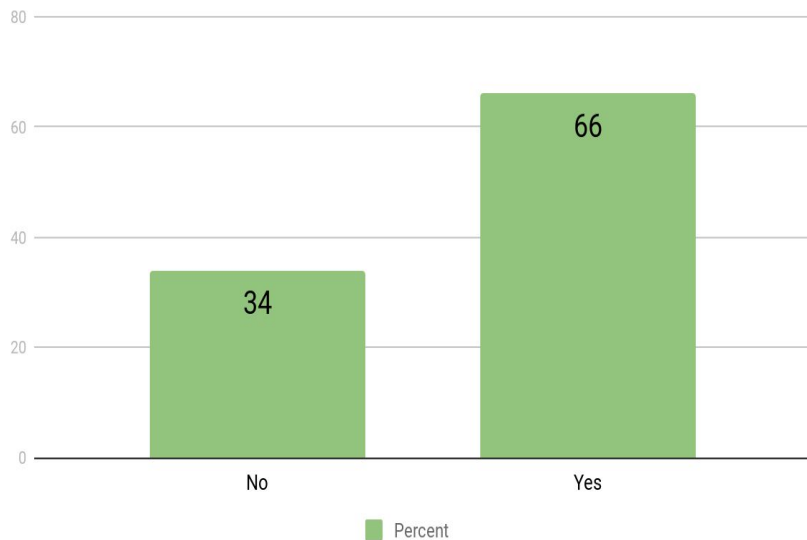


I am happy to be at this school.

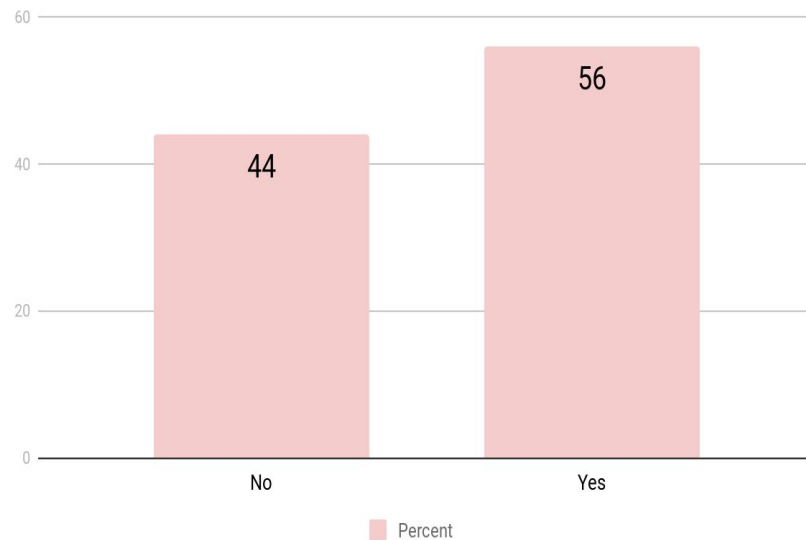


School Climate Data - Areas of Growth

I feel close to at least one adult at this school.



I feel close to other students at this school.



School Climate Data - Areas of Immediate Concern


During the school year, did you ever experience thoughts of suicide?	27% of students responded yes.												
During the school year, did you ever attempt suicide?	7% of students responded yes.												
During the school year, how often have you felt depressed or anxious?	<table><thead><tr><th>Frequency</th><th>Percentage</th></tr></thead><tbody><tr><td>1 (Never)</td><td>34%</td></tr><tr><td>2</td><td>24%</td></tr><tr><td>3</td><td>15%</td></tr><tr><td>4</td><td>5%</td></tr><tr><td>5 (Always)</td><td>22%</td></tr></tbody></table>	Frequency	Percentage	1 (Never)	34%	2	24%	3	15%	4	5%	5 (Always)	22%
Frequency	Percentage												
1 (Never)	34%												
2	24%												
3	15%												
4	5%												
5 (Always)	22%												

Learning Post Academy

Focusing on Social Emotional Learning, Equity, and Diversity

1. Our own campus
2. Wellness Center
3. Associated Student Body - Club
4. Team approach to support student needs

A campus of our own.



LEARNING POST ACADEMY



Innovative Effective Independent

Wm. S. Hart Union High School District

INDEPENDENT STUDY

21445 Centre Pointe Pkwy
(661) 255 - 8338

LPA's Wellness Center



Building School Community


- ASB Leadership
 - Redesigning our mascot
 - Official LPA t-shirts
 - Virtual school events
 - Movie Nights (3)
 - Game Days (3)
 - Video Game Thursdays
 - Project Linus



California Consortium
for **Independent Study**

Teamwork in Supporting Student Needs

1. Weekly student progress meetings (Tuesday mornings @ 9:00 am)
2. 100's of documented student and parent contacts (phone calls, web conferences, emails, etc.)
3. Implementation of our intervention program:
 - 4 cohorts of 10 students each
 - Morning intervention: 7:00 am to 9:00 am
 - After school intervention: 3:00 pm to 5:00 pm
4. SST meetings
5. Flexibility and individualization for struggling students (academically, socially, or emotionally)
6. Intervention for students who need more support



Thanks!

Any questions?

You can find me at:
evelek@hartdistrict.org